




High-Temp (up to 250°C) RF Test Socket with Replaceable Contact Strips

FEATURES

- User replaceable patented Microstrip™ contacts which lie flat on the DUT board, and becomes part of the transmission line decreasing down-time
- Same high-frequency performance of our standard Microstrip™ contacts
- Available in lead pitches from 0.4mm to 5.0mm
- Easy-to-use removal / insertion tool shipped with every order
- Replaceable contact strips available in just one week
- Socket alignment pins provide accurate socket location to test board
- Frequency response data available up to 19GHz



GENERAL SPECIFICATIONS

- SOCKET BODY MATERIAL: either PEEK or Torlon® PAI
- HARDWARE: Stainless Steel
- CONTACT RESISTANCE: <70 mΩ
- CONTACT INDUCTANCE: 0.01nH
- CURRENT RATING: 4A (max.)
- ESTIMATED CONTACT LIFE: 500,000 cycles
- CONTACT FORCE: Consult Factory
- INSERTION LOSS: <1dB to 16.7GHz (at 0.50mm pitch)
- OPERATING TEMPERATURE: -40°C to 200°C (or 250°C upon request)

ORDERING INFORMATION

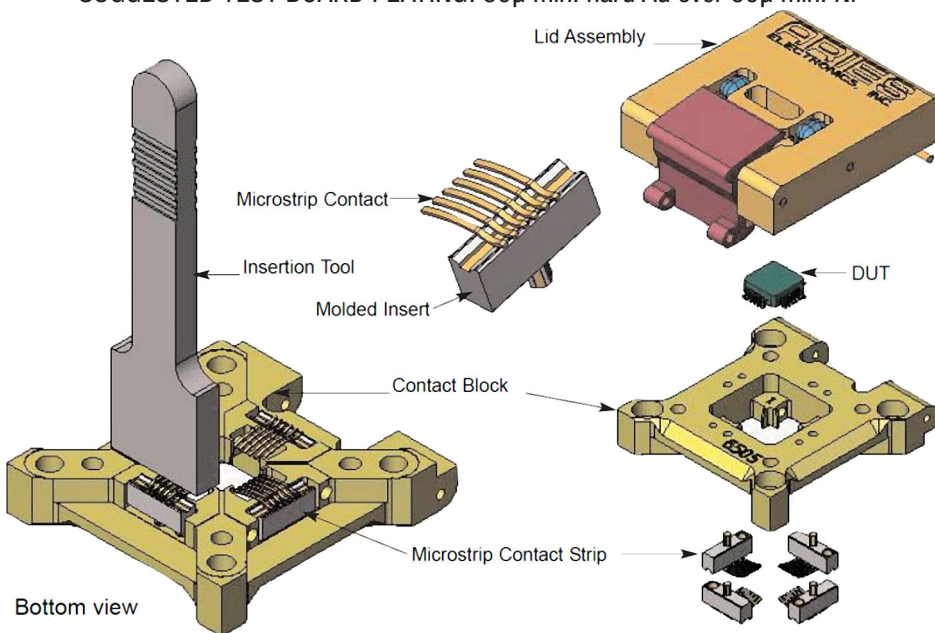
Consult Factory for P/N

MOUNTING CONSIDERATIONS

- SUGGESTED MOUNTING HOLE SIZE: 0.120 [3.05] 4 places for #4-40 Screws
- SUGGESTED LOCATING PIN HOLE SIZE: 0.063 [1.6] 4 places
- SUGGESTED TEST BOARD PLATING: 30µ min. hard Au over 50µ min. Ni

TEST REPORTS

- [Microstrip CSP Socket DC Cycling](#)
- [Microstrip CSP Socket DC Measurement](#)
- [Microstrip CSP Socket RF Cycling](#)
- [Microstrip QFP 0.5mm 64-pin Socket Electrical Characterization](#)
- [Microstrip QFP 0.5mm Socket Return Loss Graph](#)
- [Microstrip QFP Socket DC Cycling](#)
- [Microstrip QFP Socket RF Cycling](#)
- [Microstrip QFP Socket RF Measurement](#)
- [Microstrip SSOP 20-pin 0.65mm Pitch Socket Return Loss Graph](#)
- [Microstrip SSOP 20-pin Test Socket Electrical Characterization](#)



ALL DIMENSIONS: INCHES [MILLIMETERS]
 ALL TOLERANCES: ±0.005 [0.13] UNLESS OTHERWISE SPECIFIED
 CONSULT FACTORY FOR OTHER SIZES AND CONFIGURATIONS

CUSTOMIZATION: ARIES SPECIALIZES IN CUSTOM DESIGN AND PRODUCTION. SPECIAL MATERIALS, PLATINGS, SIZES, AND CONFIGURATIONS CAN BE FURNISHED, DEPENDING ON QUANTITY.


ARIES RESERVES THE RIGHT TO CHANGE PRODUCT GENERAL SPECIFICATIONS WITHOUT NOTICE

PRINTOUTS OF THIS DOCUMENT MAY BE OUT-OF-DATE AND SHOULD BE CONSIDERED UNCONTROLLED



ARIES
ELECTRONICS, INC.

2609 Bartram Road • Bristol, PA 19007-6810 USA
 TEL 215-781-9956 • FAX 215-781-9845
 WWW.ARIESELEC.COM • INFO@ARIESELEC.COM



24001HT.indd
 Rev. 1.2
 1 of 1